



## A SIGN OF UNCERTAINTY.

You know how traffic is on US-23. Smooth sailing one day, epic backups the next. We say, why even play?

Freshwater Railway takes the surprises out of your commute. Don't enter the freeway fearing what awaits once you enter Washtenaw County. Instead, enjoy a stress-free ride that knows no traffic. Today or tomorrow.

The **Arbor Line**, along with our Connector and Relay buses, are all you need to commute with confidence. On with it!



## The ORIGINAL cheap ride to Metro Airport.

We've been at it since 2002, providing an easy, affordable option to Metro Airport for the the U-M campus community. Like seriously. Like for real.

When U-M goes on break, check out airBus for direct, campus-to-terminal service. And on other days, use the Freshwater Railway Michigan Line!

# airbus

[www.msa.umich.edu/airbus](http://www.msa.umich.edu/airbus)

## FARES & TICKETS



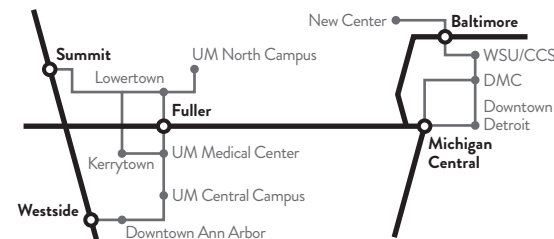
	One-Way Ticket	10 Ride Ticket	31 Day Pass
1 zone	\$3.25	\$28.60	\$114.40
2 zones	\$4.50	\$39.60	\$158.40
3 zones	\$5.75	\$50.60	\$202.40
4 zones	\$7.00	\$61.60	\$246.40
5 zones	\$8.25	\$72.60	\$290.40

The distance of your trip determines your rail fare. It's easy – look at the route map and find your origin and destination stations. Count all the fare zones involved with your trip – including the zone where you start, the zones you travel through and the zone where you end.

Fare Vending Machines are located at every station. They sell tickets and passes of all types. Be sure to have a valid fare before boarding. Once on the train, please have your ticket or pass ready for verification.

*Reduced fares are available for Seniors and Persons with Disabilities. Discounted fares may also apply for certain special events. See [www.fwrail.org](http://www.fwrail.org) for details.*

## CITY CONNECTIONS



Detroit (Michigan Central, Baltimore stations) and Ann Arbor (Fuller, Westside, Summit stations) are the focal points of the rail system. Use Freshwater Railway **Relay** buses to access the endless variety of employment, entertainment, education and cultural destinations in these great cities.

Local transit providers connect with Freshwater Railway at many other stations. See [www.fwrail.org](http://www.fwrail.org) for information and start exploring today!



## THE TRAIN HAS ARRIVED.

Freshwater Railway is Southeast Michigan's Regional Rail System. From Dexter to Davisburg, Mt Clemens to Monroe, it's never been easier to access your favorite places.

Not so long ago, our region suffered from a severe shortage of choices. We poured billions into a long-outdated transportation system that focused almost completely on cars. Core cities shriveled, natural green spaces became generic paved spaces – all while personal and public expenditures on transportation soared. For all of this, our population stagnated and our economy sputtered.

Freshwater Railway is part of the solution. We're one component of an emerging multi-modal transportation network. It's a smarter, more flexible, less costly path to economic growth and personal choice. The new network absolutely includes cars – just as it includes trains, planes, buses, bicycles, boats, horses, feet, and anything else that moves you.

Transportation choices affect your lifestyle. And we think that choice should be yours. Welcome aboard.



### FRESHWATER RAILWAY

1100 Michigan Central Sta  
Detroit, Michigan 48216



#### Bring your wheels!

The whole system is Wheelchair Accessible. We offer Bike Racks on all trains and at all stations. Commuter Parking is available at 43 stations.


# [www.fwrail.org](http://www.fwrail.org)

Printed on 100% Recycled Paper

## ARBOR Line



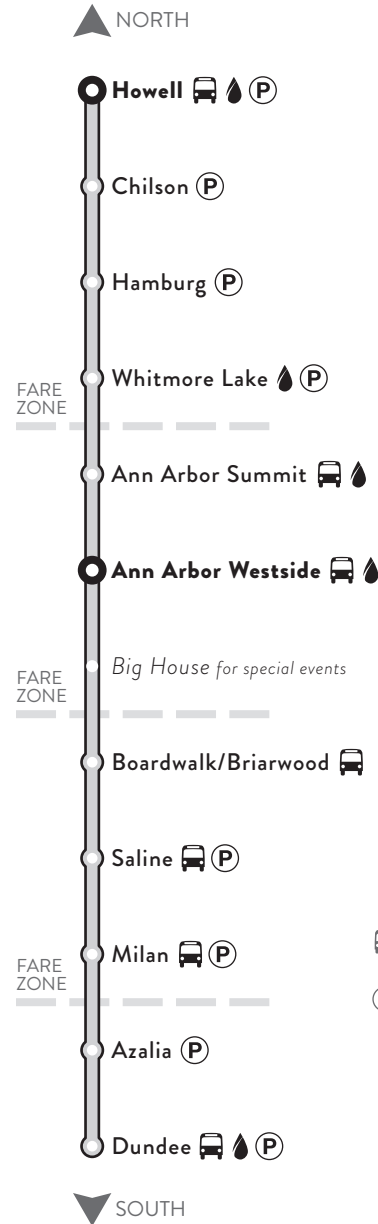
Regional Rail Schedule  
EFFECTIVE JANUARY 2, 2011



### FRESHWATER RAILWAY

# ARBOR LINE

Please see our **Fares, Stations & Explanations** brochure for further details.



- Local Transit Connection
- Free Commuter Parking
- Freshwater Railway Bus Connector, Relay or Local

## ARBOR LINE Monday-Friday Southbound



Train Number	Howell	Chilson	Hamburg	Whitmore Lake	Ann Arbor Summit	Ann Arbor Westside	Big House	Boardwalk/Briarwood	Saline*	Milan*	Azalia*	Dundee
8001	5:11	5:22	5:32	5:36	5:53	5:56		6:02	6:09	6:20	6:26	6:35
8003	5:51	6:02	6:13	6:17	6:36	6:39		6:46	6:53	7:04	7:10	7:19
8605	6:37	6:49	7:00	7:04	7:23	7:26		7:33				
8607	7:20	7:32	7:43	7:47	8:06	8:09		8:16				
8609	8:00	8:12	8:23	8:27	8:46	8:49		8:56				
8011	<b>2:30</b>	<b>2:42</b>	<b>2:52</b>	<b>2:56</b>	<b>3:14</b>	<b>3:17</b>		<b>3:24</b>	<b>3:31</b>	<b>3:42</b>	<b>3:48</b>	<b>3:57</b>
8713					<b>4:04</b>	<b>4:07</b>		<b>4:14</b>	<b>4:21</b>	<b>4:32</b>	<b>4:38</b>	<b>4:47</b>
8015	3:50	4:02	4:12	4:16	4:34	4:37		4:44	4:51	5:02	5:08	5:17
8017	4:50	5:02	5:12	5:16	5:34	5:37		5:44	5:51	6:02	6:08	6:17
8019	6:10	6:21	6:31	6:35	6:52	6:55		7:01	7:07	7:18	7:24	7:33
8521	7:45	7:56	8:06	8:10	8:27	8:30						
8023	9:45	9:56	10:06	10:10	10:27	10:30		10:36	10:42	10:53	10:59	11:08

## ARBOR LINE Saturday Southbound



Train Number	Howell	Chilson	Hamburg	Whitmore Lake	Ann Arbor Summit	Ann Arbor Westside	Big House	Boardwalk/Briarwood	Saline*	Milan*	Azalia*	Dundee
8061	7:20	7:31	7:41	7:45	8:02	8:05		8:11	8:17	8:28	8:34	8:43
8063	10:50	11:02	11:12	11:16	11:34	11:37		11:44	11:50	12:01	12:07	12:16
8065	2:30	2:42	2:52	2:56	3:14	3:17		3:24	3:31	3:42	3:48	3:57
8067	6:10	6:21	6:31	6:35	6:52	6:55		7:01	7:07	7:18	7:24	7:33
8369	9:55	10:06	10:16	10:20	10:37	10:40		10:46	10:52	11:03		

Additional train service is available for special events in Ann Arbor, including U-M home football games. Stay tuned to [www.fwrail.org](http://www.fwrail.org) for details.

**Bold Numerals** represent PM Times  
At stations marked with an asterisk (\*), trains may depart 5 minutes earlier than the time shown

## ARBOR LINE Monday-Friday Northbound



Train Number	Dundee	Azalia	Milan	Saline	Boardwalk/Briarwood	Big House	Ann Arbor Westside	Ann Arbor Summit	Whitmore Lake*	Hamburg*	Chilson*	Howell
8000	5:00	5:09	5:15	5:26	5:32		5:39	5:43	6:00	6:04	6:14	6:26
8002	5:35	5:44	5:50	6:01	6:08		6:15	6:19	6:37	6:41	6:51	7:03
8004	6:05	6:15	6:22	6:34	6:41		6:48	6:52	7:10	7:14	7:24	7:36
8706	6:45	6:55	7:02	7:14	7:21		7:28	7:32				
8708	7:30	7:40	7:47	7:59	8:06		8:13	8:17				
8610					<b>1:10</b>		<b>1:17</b>	<b>1:21</b>	<b>1:39</b>	<b>1:43</b>	<b>1:53</b>	<b>2:05</b>
8612					<b>2:35</b>		<b>2:42</b>	<b>2:46</b>	<b>3:04</b>	<b>3:08</b>	<b>3:19</b>	<b>3:31</b>
8614					<b>3:35</b>		<b>3:42</b>	<b>3:46</b>	<b>4:05</b>	<b>4:09</b>	<b>4:20</b>	<b>4:32</b>
8616					<b>4:35</b>		<b>4:42</b>	<b>4:46</b>	<b>5:05</b>	<b>5:09</b>	<b>5:20</b>	<b>5:32</b>
8018	4:30	4:40	4:46	4:58	5:05		5:12	5:16	5:35	5:39	5:50	6:02
8020	5:05	5:15	5:21	5:33	5:40		5:47	5:51	6:10	6:14	6:24	6:35
8022	6:09	6:18	6:24	6:35	6:41		6:48	6:52	7:10	7:14	7:24	7:35
8524							8:45	8:49	9:07	9:11	9:21	9:32

## ARBOR LINE Saturday Northbound



Train Number	Dundee	Azalia	Milan	Saline	Boardwalk/Briarwood	Big House	Ann Arbor Westside	Ann Arbor Summit	Whitmore Lake*	Hamburg*	Chilson*	Howell
8060	8:56	9:06	9:12	9:23	9:30		9:37	9:41	9:59	10:03	10:13	10:25
8062	12:40	12:50	12:56	1:07	1:14		1:21	1:25	1:43	1:47	1:57	2:09
8064	4:25	4:35	4:41	4:52	4:59		5:06	5:10	5:28	5:32	5:42	5:54
8066	7:55	8:04	8:10	8:21	8:27		8:34	8:38	8:56	9:00	9:10	9:21
8368			11:15	11:26	11:32		11:39	11:43	12:01	12:05	12:15	12:26

Additional train service is available for special events in Ann Arbor, including U-M home football games. Stay tuned to [www.fwrail.org](http://www.fwrail.org) for details.

**Bold Numerals** represent PM Times  
At stations marked with an asterisk (\*), trains may depart 5 minutes earlier than the time shown